



## Appeal for Nature

### LÄMMITTELYTEHTÄVÄ

I. Listen to the teacher's statements and stand up if you do these things in your daily life.



organic waste



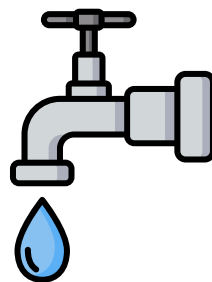
social media




plastic waste




sorting



a water tap



public transport



an electrical appliance



clothes recycling



vegetarian food

# KIELITAITOTEHTÄVÄ

1. Revise how to form the imperative.
2. In groups, think of tips for protecting nature using the pictures below.
  - Do the task orally and make sure to use the imperative form.

## THE IMPERATIVE

- The imperative is used to give commands, instructions, requests, or prohibitions.
- The imperative is usually formed with the base form of the verb (without 'to') and is used to address one or more people.

form	explanation	example
positive	the base form of the verb	Plant more trees! Save energy!
negative	don't + base verb	Don't waste water! Don't use plastic bags!
polite form	add please	Please protect our forests. Please turn off the lights.
with object	add object after the verb	Turn off the tap. Use public transport.
with adverb	add an adverb for detail	Shop responsibly. Think globally!



## OPPIMINEN JA MUUTOSTOIMIJUUS

- 1. In groups, make an appeal for nature in English.**
- 2. Make your appeal visual and persuasive.**



## REFLEKTIOTEHTÄVÄ

- 1. Present your appeal to the class.**
- 2. Give constructive feedback on other groups' presentations.**
  - **What were the strengths of the appeal?**
  - **What could be improved?**

**Speak in English.**

**Give and receive feedback respectfully.**

**Respect other people's opinions and ideas.**

**Do not make fun of or comment on anyone's pronunciation.**

**Remember that mistakes are part of the learning process.**